

DSCP70



Power Supply Connection Module for DIN Rail Power Bus

Description

Each DSCP70 Power Supply Connection Module permits the delivery of power to DSCP6x modules through DIN rail mounted power-bus connectors. An external power supply, or supplies for redundant operation, are connected to the terminals of the DSCP70. The DSCP70 then routes the power to the DIN rail power-bus, provides protection against power supply reversal, provides LED status indication of correct power, inverted power connection and presence of AC, and provides over-voltage protection.

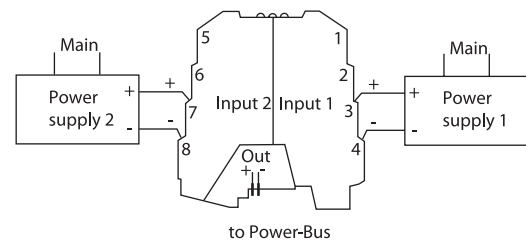


► Features

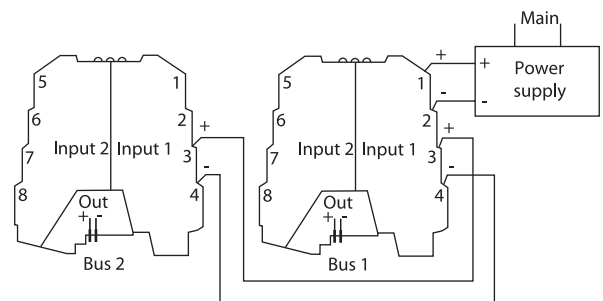
- Delivers Power to DSCP6x Modules Via DIN Rail
- Two Independent Inputs Allow Redundant Power
- LED Indication of Power Supply Presence
- LED Indication of Reversed Power Connection
- 19.2 to 30VDC Power
- Spring Cage Clamp Connection
- Compact 6.2mm DIN Housing
- CE Compliant

Electrical Connections

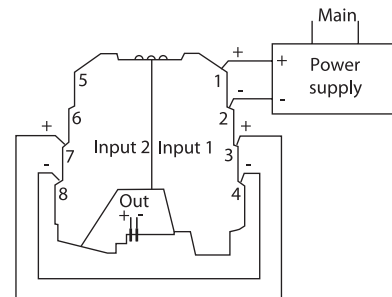
Example of connection with redundant power supply



Example of connection to more than one bus



Example of connection with inputs connected in parallel: 2 A output



Specifications

Typical* at $T_A = +25^\circ\text{C}$ and +24VDC loop power

Module	DSCP70
Input	
Voltage	19.2 to 30VDC
Current Capacity	4A maximum per terminal
Protection	Each positive input must have an external fuse
Output	
Internal Voltage Drop	300mV
Current Capacity	One input = 1.6A parallel inputs 1 and 2 = 2A
Filter	Differential mode: 4.7mH and two 470nF per input
Power Consumption	5mA per input maximum
Environmental	
Operating Temp. Range	-20°C to $+65^\circ\text{C}$
Storage Temp. Range	-40°C to $+85^\circ\text{C}$
Relative Humidity	0 to 90%, Noncondensing
IP Protection	IP20
Emissions	EN61000-6-4
Immunity	EN61000-6-2
Mechanical Dimensions (w x h x d)	0.24" x 3.67" x 4.04" (6.2mm x 93.1mm x 102.5mm)
Housing	Terminal housing for mounting on 35mm DIN 46277
Connections	Spring cage clamp
Weight	1.6 ounces (46g)

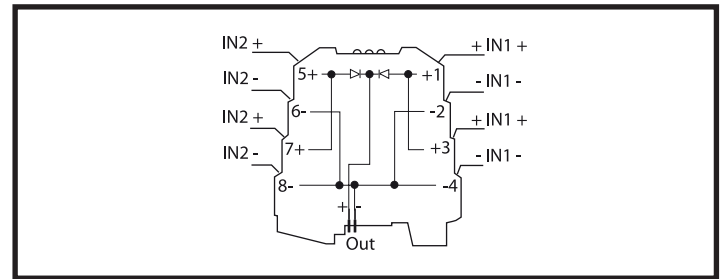
Ordering Information

Model	Description
DSCP70	Power Supply Connection Module
DSCX-02	DIN Rail Expandable Power-Bus Connector

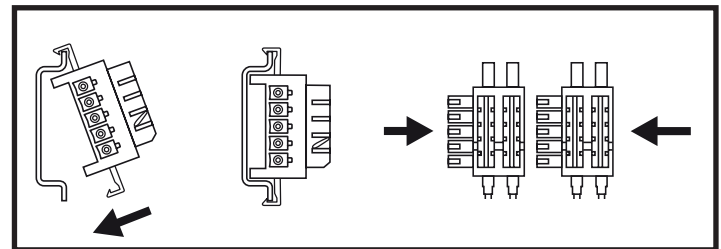
NOTES: * Contact factory or your local Dataforth sales office for maximum values.

Installation

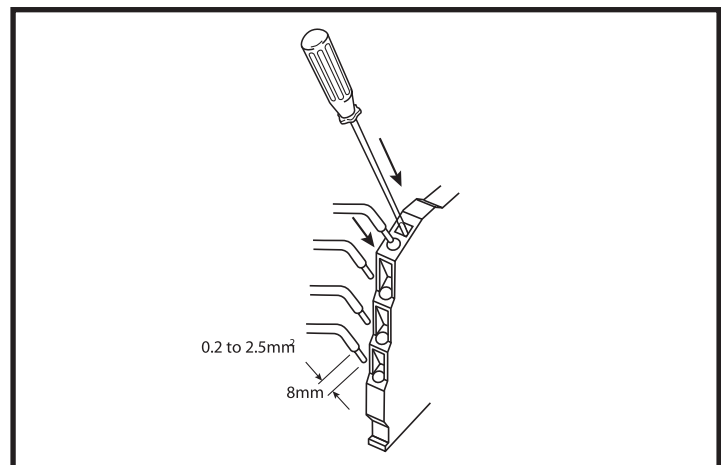
Internal wiring



Expandable power-bus connector



Spring cage clamp connection



Dimensional Drawing

